

# Global Philanthropy Tracker 2020



**LILLY FAMILY  
SCHOOL OF PHILANTHROPY**  
INDIANA UNIVERSITY  
Indianapolis

RESEARCHED AND WRITTEN BY

Indiana University Lilly Family School  
of Philanthropy

The Indiana University Lilly Family School of Philanthropy has been conducting the *Global Philanthropy Tracker* study every two years to measure the flow of charitable giving across countries. The Beautiful Foundation became a partner in the project in 2019 to provide information on Korea's cross-border giving.

This report was written jointly by The Center on Philanthropy at The Beautiful Foundation and Dr. Sung-Ju Kim, assistant professor of social work at North Carolina State University.

For the full report of the *2020 Global Philanthropy Tracker*, please go to <https://globalindices.iupui.edu/tracker/index.html>

\* The data for this report were provided by Korea NGO Council for Overseas Development Cooperation (KCOC) and GuideStar Korea.

## **Philanthropic giving behaviors and attitudes in South Korea**

### **1. The philanthropic giving environment in South Korea**

Strong Korean traditional heritage of philanthropic culture had been diminished through its modern histories such as colonization (1910 -1945), the Korean War (1950 – 1953), dictatorships, industrialization, and urbanization (1953- 1990s) (Kim, & Jung, 2020; H. Lee, 2018). However, Korean society has moved toward the restoration of its philanthropic culture while increasing community voices and the growth of civil society since the early 1990s (H. Lee, 2018). Specifically, after the 1987 Democratic Movement in South Korea (hereafter Korea), substantial political liberalization in Korea began, and Korean civil society became more independent from the government's controls and regulations (Civic Movement Information Center, 2015; J. Choi, 2012). A long Korean modern history in a short, after the period of Japanese colonialism (1910~1945), there was no room for citizen movements in Korea because of successive authoritarian and military regimes. However, citizen movements were able to enforce significant roles in democratization in Korea since the 1987 democratic transition with the civilian government of Kim Young-Sam (1993–1998) and the Kim Dae-Jung administration (1998– 2003). The Law on Promotion of Nonprofit Civil Organizations was enacted in 2000 by the Kim Dae-Jung government to provide a legal and institutional framework for government funding of NGO activities (Kim, 2009). In 2006, the Act of Collection and Use of Donations was reacted (originated as the Act on the Prohibition of Donation Collections in 1951) to promote an advanced donation culture, to establish a donation collection system, and to ensure the proper use of donations (Kim & Jung, 2019). Philanthropic giving and donor loyalty to charitable organizations have been matured in Korea while stimulating by the various legal frameworks. Korean society had perceived philanthropy as good for society and an essential part of civility because of the growing civil society (Kang et al., 2015).

### **2. Information on philanthropic giving in South Korea, including the amounts, sources, and uses of domestic philanthropic contributions**

As philanthropic culture has grown, scholarly efforts to estimate the Korean philanthropic behavior and attitude have been launched. The Beautiful Foundation conducted to investigate

philanthropic giving in Korea as the first project to estimate philanthropy behavior and attitude in 2001 (Roh, 2013). Following the project, several databases have been conducted to provide philanthropic giving estimates in Korea. Kim and Jung (2019) identified the five philanthropy behavior and attribute databases in Korea<sup>1</sup>. Some of them are ongoing projects, and some of them are not. Due to validity and accuracy matters, we report the Korean philanthropy trends based on the two studies: *Giving Korea* by the Beautiful Foundation and *Social Survey* by National Statistical Bureau (NSB). In addition, we used the National Tax Statistical (NTS) data to estimate total giving amounts.

*Giving Korea*, which is the first project to estimate philanthropic giving in Korea, initially began in 2001. The philanthropy section in *Giving Korea* studies has been conducted every other year since 2002. In the latest volume of *Giving Korea* that was published in 2018, a total of 2,011 individuals who were 19 years old or older were randomly selected and participated in the survey.

*Social Survey* is the longest-running longitudinal household survey in Korea. The study began in 1977 with nationally represented households in Korea. Information on personal views and social concerns of the Korean people has been collected annually based on ten areas of social factors, including family, labor, health, environment, education, income & consumption, welfare, culture & leisure, safety, and social participation. The survey is conducted with five areas every year, rotating the fields of selections on a two-year basis. Philanthropy behaviors was included in the social participation section from the 2011 survey. The latest survey of the social participation section was conducted in 2019. In this wave, 25,704 households participated in the survey.

In addition, the estimate of total philanthropic giving in this report informed using the Annual National Tax Statistics (NTS) because nationally representative total amount of charitable giving, unfortunately, is not reported from both *Social Survey* and the *Giving Korea* because of sampling and data collection issues. NTS dataset comprehend the itemized donations for charitable giving that claimed on individuals and corporations' income tax returns.

Unfortunately, non-itemized charitable giving by individuals, corporations, and other entities are not included in NTS data. Foundation giving and bequest giving are also not included in NTS data, either. However, the estimate of total giving in NTS dataset is closed to the accurate total amount of charitable giving because practically, non-itemized donations by individuals or corporations to the accredited tax-deductible nonprofit organizations are rarely occurred in Korea. Charitable giving by foundations and bequests that made outside of itemized donations may also be limited in Korea because of the tax systems and philanthropic culture in Korea (Center for Asian Philanthropy and Society, 2018).

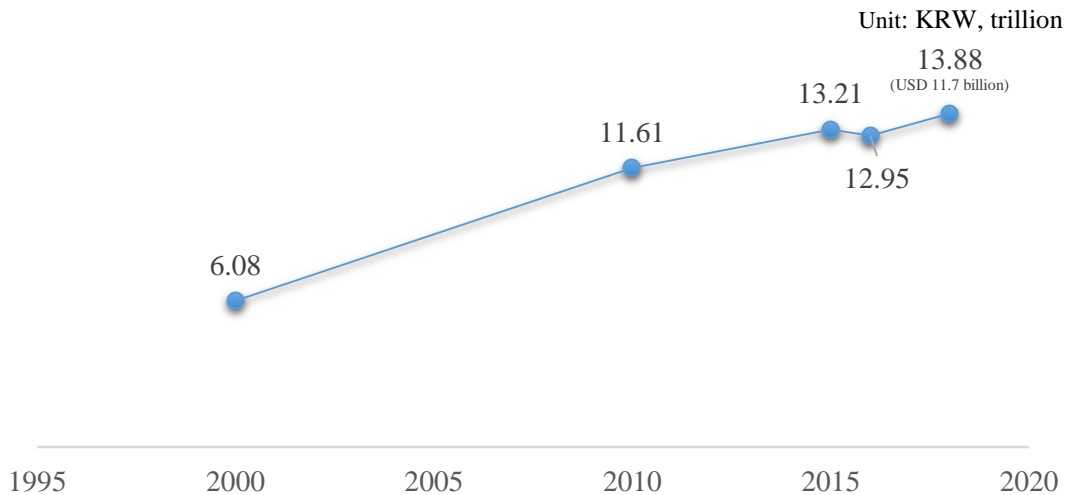
According to NTS data, total amount of giving for 2018 was KRW 13.88 trillion (USD 11.7 billion). This was an increase of 5.4% (after adjusted for inflation in 2018) compared with the revised estimate of a total amount of giving in 2016 (KRW 12.95 trillion). The estimates of total amount giving have increased from KRW 6.08 trillion in 2000 to KRW 11.61 trillion in 2010, and KRW 13.21 trillion in 2015 (all estimates were adjusted for inflation in 2018). Overall,

---

<sup>1</sup> The five databases include 1) *Giving Korea* by the Beautiful Foundation, started in 2001 and ongoing project; 2) *Korean Welfare Panel Study* by Korean Institute for Health and Social Affairs, started in 2006 and finished 2018; 3) *Seoul Welfare Panel Study*, Seoul Welfare Foundation, started in 2008 and finished in 2010; 4) *Social Survey* by National Statistical Bureau, started in 2011, and ongoing project; and 5) *Seoul Welfare Status Study* by Seoul Institute, started in 2013 and finished in 2018.

philanthropic giving in Korea has gradually increased during the last twenty years, according to the National Statistical Bureau (2019).

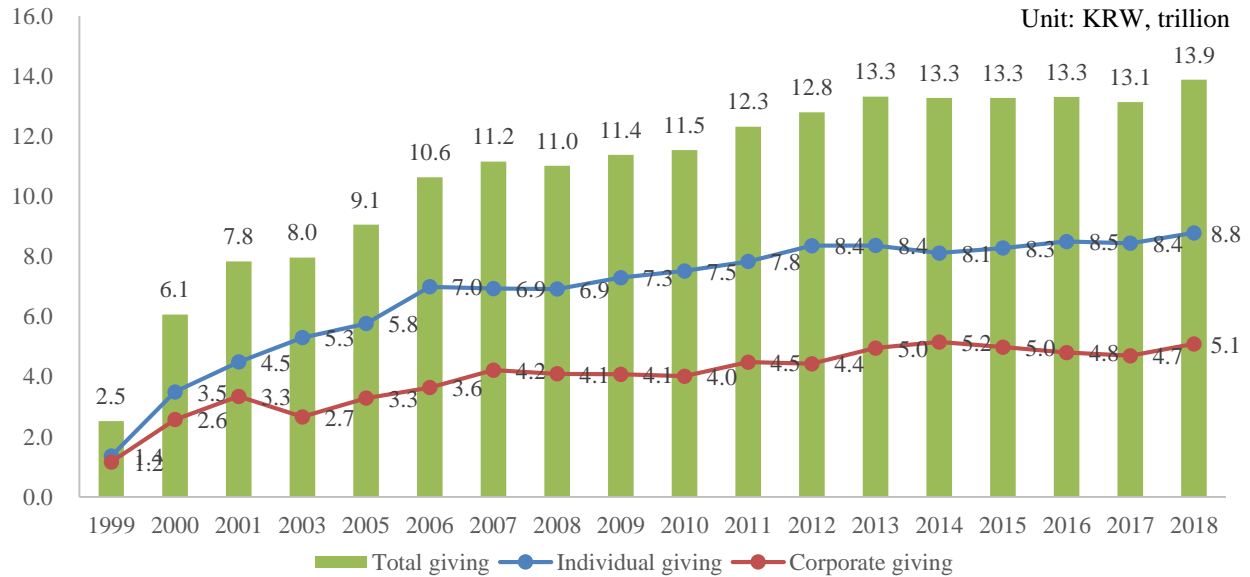
[Figure 1] A total amount of philanthropic giving in Korea by year



Two sources of the total amount of giving were applied to estimate the total amount of giving in NTS data: 1) Individual giving includes individual taxpayers who filed for charitable deductions on tax returns in 2018, and 2) corporation giving includes corporations who filed for charitable deductions on tax returns in 2018. As shown in Figure 2, individuals in Korea contributed an estimated KRW 8.79 trillion (USD 7.30 billion) or 63.3% of total giving in 2018. Corporations donated an estimated KRW 5.09 trillion (USD 4.25 billion) or 36.7% of total giving in 2018. During the last 20 years, individuals in Korea donated an average of 62.2% of total amount giving and the corporations accounted for an average of 35.0% of total amount giving. The percentage of the corporation giving used to be higher than individual giving before 1999<sup>2</sup>. However, the percentage of the individual giving has been higher than corporate giving after 1999 because of new charitable tax law, the growth of civil society, and the growth of philanthropic culture (Kang et al., 2015; Roh et al., 2019).

[Figure 2] Changes of individual giving vs. corporate giving in South Korea

<sup>2</sup> No electrical information are available for before 1999 in the NTS database.



\* Note: all of the estimates were adjusted for inflation based on 2018 KRW value

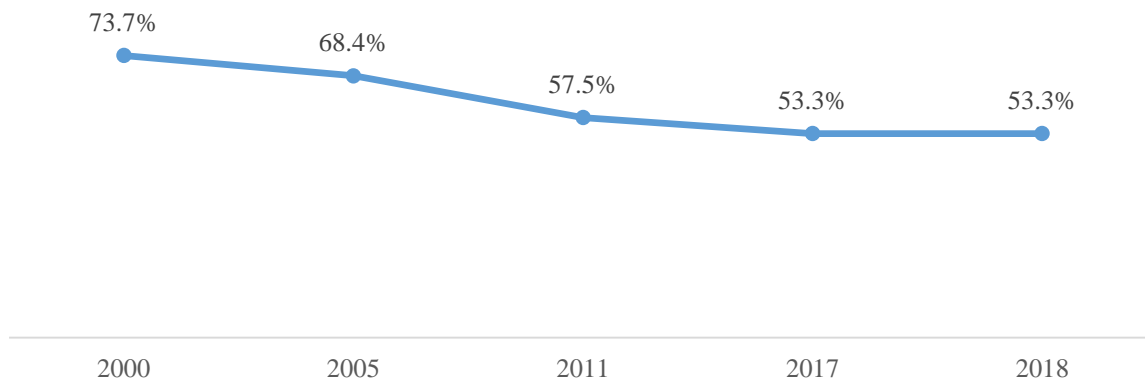
Additional Korean philanthropic trends are analyzed in *Giving Korea* and *Social Survey*<sup>3</sup>. As shown in Figure 3, the estimated philanthropic giving rate in *Giving Korea* was 53.3% in 2018, followed by 53.3% in 2017, 57.5% in 2011, 68.4% in 2005, and 73.7% in 2000. The average giving rate was 57.0% during the last 20 years. The charity participation rate has generally decreased in Korea. The decline in giving rate was also observed in *Social Survey* studies<sup>4</sup>. Beautiful Foundation (2018) presumed the decline in giving rate due to intermittent fundraising scandals and lack of accountability for the nonprofits in Korea<sup>5</sup>.

[Figure 3] Percentage of donor rate by year in *Giving Korea*

<sup>3</sup> In this report, the findings from *Giving Korea* are only reported. The findings from *Social Survey* are addressed in the following footnote.

<sup>4</sup> *Social Survey* reported consistently less estimated percentage of giving rate. In 2018, the estimated giving rate was 25.6%, followed by 36.4% in 2011, 31.6% in 2006. The two datasets show significantly different percentage of the giving rate. The different estimates between the two databases can be found by the nature of the survey. *Giving Korea* contains only philanthropic behavior and attitude in their survey, however *Social Survey* contains multiple sections in the survey not only for philanthropic behaviors but also for five to ten other sections related to health, social- economic circumstances. So the respondents in *Giving Korea* might be able to dedicate themselves in the survey and can recall their philanthropic contributions more accurately. It could be cause of higher rate of giving than the rates in *Social Survey*. Beautiful Foundation (2018) highlighted the possibility of over estimates in charitable giving in *Giving Korea*, in contrast, NSB (2019) warned the possibility of less estimates in charitable giving behavior in *Social Survey*.

<sup>5</sup> According to the 2018 *Giving Korea*, the top reason why people do not donate for charity was lack of transparency and accountability of the nonprofits.



According to the 2018 *Giving Korea*, females were more likely to participate in giving than males (54.0% of females vs. 52.6% of males). The older persons were more likely to participate in charitable giving (54.9% of the aged between 60 or older vs. 53.5% of the aged between 40 and 59 years old vs. 41.0% of the aged less than 40 years old). Nearly 82.3% of respondents with a graduate degree study made a contribution to charity, followed by a college degree (50.4%), and high school or less (36.3%). Individuals with higher income were more likely to participate in charitable giving (66.8% of the respondents with an annual income greater than KRW 60.0 million (USD 50,000) vs. 52.4% of the respondents with between KRW 24.0 million to 60.0 million vs. 41.3% of the individuals with less than KRW 24.0 million).

In addition, married couples were more likely to participate in giving (55.1%), followed by divorced, widow, or separated (47.1%), and single (50.6%). Nearly 74.0% of the donors contributed to human service organizations or social service delivering organizations, followed by international aid organizations (31.1%), civil and human rights organizations (24.2%), community service organization (11.2%), education (9.0%), health (7.6%), art and culture (4.9%), and others (8.9%). Finally, giving vehicles was estimated in the 2018 *Giving Korea*. 28.5% of giving was donated through charitable fundraising organizations such as the Community Chest of Korea, followed by religious organizations (26.5%), direct donations to recipients (17%), workplace (13.6%), and media organizations (4.6%), others (9.2%).

### 3. New forms of philanthropy

Prior studies addressed a couple of new forms of philanthropic giving in Korea. First, donation-based crowdfunding has become one of the favor-giving vehicles for Koreans. 43% of donors have used crowdfunding for their donations, and 36% of non-donors considered to use crowdfunding for future donations in the Doing good Index 2018 study (Center on Asian Philanthropy and Society, 2018). However, donation through crowdfunding platforms is still not becoming a major way to participate in charity, yet in Korea (Beautiful Foundation, 2018).

Second, bequest giving has been stimulated by the government. The Korean government offers incentives of bequest giving due to lack of bequest giving culture (Center on Asian Philanthropy

and Society, 2018)<sup>6</sup>. Although bequest giving is not popular in Korea, 59% of the respondents showed interest in bequest giving, according to the 2018 *Giving Korea*.

#### **4. Future trends in the philanthropic landscape**

During the last decades in Korea, philanthropic behaviors and attitudes have dialectically changed. First, the estimate of total giving has steadily increased, however, the percentage who give has progressively decreased. Second, the corporation has played as one of the major donors in Korea. During the last decades, corporate social responsibilities (CSR) have been emphasized not only as a business activity, but also as a citizen's responsibility in the Korean society. Therefore, corporations and individuals are the two major entities for philanthropic donations in Korea.

A natural disaster such as the 2019 Gangneung wildfires in Korea, 2010 Haiti Earthquake, and 2004 Eastern Asian Tsunami, became one of the significant triggers to increase the comprehension of philanthropic giving in Korea. According to Roh et al.(2019), one of the major reasons for being a charitable donor was natural disaster or national disaster.

In addition, interests in social enterprise and social economy have significantly grown from donors in Korea (Center on Asian Philanthropy and Society, 2018). Corporations in Korea have led their weight behind social entrepreneurship through supporting social enterprise education in higher education in Korea and developing funds for the social economy and social entrepreneurship (Kim & Jung, 2020).

Lastly, the next waves of philanthropic giving in Korea are giving with digital technology and social enterprise. The most recent issues affecting donations are the rapid development of digital technologies (e.g., Go Fund Me, Kakao Pay, and Zero Pay), and the effect of various types of social networks (e.g., Facebook, YouTube, Instagram, etc.) on not only the donor participation method but also the motivation of donation in Korea (Roh et al., 2019).

#### **5. Key recommendations to improve the environment for philanthropy**

Korea was one of the major recipient counties from the Official Development Assistant (ODA) after the Second World War and the Korean War. However, Korea is becoming one of the most active nations in global philanthropy (Kang et al., 2015) and has strongly restored their philanthropic culture (H. Lee, 2018). For continuously expanding and intensifying the philanthropy environment in Korea, the following factors should be improved. First, a unified government system to estimate philanthropic giving is necessary. During the last decades, the government-oriented interventions in philanthropy have been aggressively engaged in Korea in terms of enacting legal frames related to charitable giving, associating direct/indirect incentives for donations, and supporting the donations with relevant policies. Based on the government engagement, philanthropic culture in Korea has matured. However, the absence of a unified government system distracts to depict overall philanthropic behaviors and attitudes in Korea (Kim & Jung, 2020). More than 35 government entities- both local and central- oversee various types of nonprofit organizations, making it a complex landscape to stimulate philanthropic

---

<sup>6</sup> Only 0.5% of total giving was bequest giving in Korea (Center on Asian Philanthropy and Society, 2018).

culture in Korea (Center on Asian Philanthropy and Society, 2018). In addition, the relevant laws and policies for charitable giving were relatively difficult to understand.

Second, the lack of examples of philanthropists or models of giving, such as Andrew Carnegie, Bill Gates, or Warren Buffett in the United States, is one of the causes of discouraging active participation in philanthropic giving in Korea. Kang et al. (2015) insisted that the lack of exemplary models of giving by the wealthy in Korea limits active participation of philanthropic giving by the public.

Lastly, individual giving is continuously enforced to stimulate philanthropic culture in Korea. For-profit organizations had played as a main player in philanthropic giving during the last decades. Corporations made up to a half of the total amount giving in Korea. In general, nonprofits in Korea are more likely to develop corporate donors rather than individual donors when they develop fundraising strategies. However, nonprofits should recognize that the growth and development of charity by individuals are the most powerful phenomenon in Korea. Kang et al. (2015) highlighted that individual tax deductions for charitable giving take a greater share of total tax deductions than corporate tax deduction in recent years.



## References

- Beautiful Foundation (2018). Giving Korea 2018—key philanthropic index in Korea. Paper presented at the 18th Donation Culture Symposium, Seoul, Korea.
- Center for Asian Philanthropy and Society (2018). Doing good index 2018: Maximizing Asian's potential. Retrieved from <http://caps.org/our-research/doing-good-index-2018/>
- Choi, J. J. (2012). *Democracy after democratization: The Korean experiences*. Hong Kong: Shorenstein Asia-Pacific Research Center.
- Civic Movement Information Center. (2015). *한국사 민사회 운동 25년사: 1989-2014 [Korean civil society and NGOs: The 25 years' history of the civil society movement, 1989-2014]*. Seoul: KNGO.
- Kang, C. H., Auh, E. Y., & Hur, Y. (2015). Giving in Korea: A nation of givers for the population under public assistance. In P. Wiepking & F. Handy (Eds.), *The Palgrave handbook of global philanthropy* (pp. 426-454). London: Palgrave Macmillan.
- Kim, E. (2009). The limits of ngo-government relations in South Korea. *Asian Survey*, XLIX (5), 873- 894.
- Kim, S. J., & Jung, J. K. (2019). Korean nonprofit/non-government sector research: A literature review and analysis. *Voluntaristics Review: Brill Research Perspectives* 4(6), 1-71.
- Lee, H. (2018). Global philanthropy environment index: Country report 2018—Republic of Korea. Retrieved from: <https://scholarworks.iupui.edu/handle/1805/15995>.
- Lee, S. J. & Arrington, C. (2008). The politics of NGOs and democratic governance in Korea and Japan. *Pacific Focus*, 23(1), 75-96.
- National Statistical Bureau (2019). 2019 사회조사 [2019 Social Research]. Retrieved from [http://kostat.go.kr/portal/korea/kor\\_nw/1/6/3/index.board?bmode=read&bSeq=&aSeq=378876&pageNo=1&rowNum=10&navCount=10&currPg=&searchInfo=&sTarget=title&sTxt=](http://kostat.go.kr/portal/korea/kor_nw/1/6/3/index.board?bmode=read&bSeq=&aSeq=378876&pageNo=1&rowNum=10&navCount=10&currPg=&searchInfo=&sTarget=title&sTxt=)
- Roh, Y. (2013). 국내 기부, 자원봉사 관련 조사연구 동향 분석 [Domestic donation and volunteer research trend analysis]. Paper published for the Beautiful Foundation Research Report 2013. Retrieved from: <https://research.beautifulfund.org/1209/%EA%B8%B0%ED%9A%8D%EC%97%B0%EA%B5%AC-20134-%EA%B5%AD%EB%82%B4-%EA%B8%B0%EB%B6%80-%EC%9E%90%EC%9B%90%EB%B4%89%EC%82%AC-%EA%B4%80%EB%A0%A8-EC%A1%B0%EC%82%AC%EC%97%B0%EA%B5%AC-%EB%8F%99%ED%96%A5/>.
- Roh, Y., Park, M. H., Roh, B. R., Jeon, H. K., Yoo, J. Y. (2019). 2020 기부 트렌드: 지나간 10년, 다가올 10년 [2020 Philanthropy trend: Past 10 years and future 10 years]. Retrieved from <http://www.nanumresearch.or.kr/%EB%82%98%EB%88%94%EC%97%B0%EA%B5%AC/%EC%A7%80%EB%82%98%EA%B0%84-10%EB%85%84-%EA%B8%B0%EB%B6%80-%EB%AA%A8%EA%B8%88%EC%9D%98-%EB%A9%94%EA%B0%80%ED%8A%B8%EB%A0%8C%EB%93%9C/>

The Indiana University Lilly Family School of Philanthropy has been conducting the *Global Philanthropy Tracker* study every two years to measure the flow of charitable giving across countries. The Beautiful Foundation became a partner in the project in 2019 to provide information on Korea's cross-border giving.

This report was written jointly by The Center on Philanthropy at The Beautiful Foundation and Dr. Sung-Ju Kim, assistant professor of social work at North Carolina State University.

For the full report of the 2020 *Global Philanthropy Tracker*, please go to <https://globalindices.iupui.edu/tracker/index.html>

\* The data for this report were provided by Korea NGO Council for Overseas Development Cooperation (KCOC) and GuideStar Korea.

## **Philanthropic donations to the outside of South Korea**

### **1. The cross-border giving environment in South Korea**

In 2010, South Korea (hereafter Korea) became a member country of the Development Assistance Committee of the Organization for Economic Co-operation and Development (OECD DAC). Although the history of Korea as a donor country can be traced back as far as the 1960s (Choi, 2011), it is claimed that Korea officially became a few countries that successfully transformed itself from an aid-receiving country to a donor country.

After the Korean War in 1953, Korea was one of the major recipient countries from the Official Development Assistant (ODA). From the post-war period until the 1990s, Korea received about US \$12.7 billion from ODA (Choi, 2011). However, as the economic status of Korea strengthened in the late 1980s, Korea became a donor country and created the Korea International Cooperation Agency (KOICA) in 1991. Since then, Korea built up its capacity for international development.

The cross-border giving in Korea have enhanced by both the public and the private sector. Korean government have enacted legal frameworks to stimulate charitable donations (e.g., the KOICA Law of 1991, the Act on Collection and Use of Donations of 2006, the Use of Donation and Corporate Tax Act). Simultaneously, philanthropic giving for international aids have increased during the last decades. In 2007, 9.5% of Korean donors made the cross-border giving (Kang et al., 2011), became 31.1% in 2018 (Beautiful Foundation, 2018).

### **2. The regulatory environment for cross border giving in South Korea**

Based on the Inheritance Tax and Gift Tax Act, and its enforcement rules, the registered public interest corporations<sup>1</sup> in Korea with assets of KRW 500 million (USD 420,000) or with incomes of KRW 300 million (USD 252,000) or more are required to report accounting information to IRS with the IRS Disclosure Form. The public interest corporations should report the basic accounting information such as the foundation of establishment, the field of support, the status of assets, revenue, and expenses. In 2017, 34,426 public interest corporations were registered (Kim & Jung, 2019), and 15,910 public interest corporations were mandatorily required to report the IRS Disclosure Form. Finally, 52% of the public interest corporations that request to report (8,276 out of 15,910) filed the IRS Disclosure Form. Among the filed corporations, only 5.4% of the organization (450 out of 8,276) participated in cross-border giving in 2017<sup>2</sup>.

Under the Inheritance Tax and Gift Tax Act in Korea, individuals and corporations can send contributions directly to philanthropic organizations located outside of Korea. However, the contributions are not considered as the tax-deductible charity and should pay the gift tax by the Act. Therefore, Korean companies and individuals, in general, tend to donate for international aids through the registered nonprofit organizations, foundations, or any type of tax-exempt organizations.

### 3. Information on cross-border giving in South Korea, including the amounts, sources, and uses of domestic philanthropic contributions

In 2017, Korea (hereafter Korea) approximately amounted a total of KRW 1.41 trillion (USD 1.17 billion) for cross-border giving to at least 96 countries across the world. The estimates were gauged based on the two cross-border giving resources in Korea: Korea NGO Council for Overseas Development Cooperation (KCOS)'s CSO Statistics Handbook, and the National Tax Service (NTS) annual report.

According to the recent published KCOS's handbook in 2017, 144 Korean nonprofit organizations amounted KRW 451.52 billion (USD 374.74 million) for cross-border giving to 96 countries in 2017. In addition, the National Tax Service (NTS) reported that KRW 962.1 billion (USD 798.50 million) were donated for cross-border giving from the 355 nonprofits, excluding the 95 duplicated organizations in the KCOC handbook. In total, at least 499 Korean nonprofit organizations donated approximately KRW 1.41 trillion (USD 1.25 billion) for cross-border giving in 2017.

Additionally, corporates in Korea participated in the cross-border donations as part of the corporate social responsibility (CSR) activities. According to the 2018 Corporate Social Responsibility Whitepaper, in total, KRW 2.7 trillion (USD 2.3 billion) amounted for CSR in 2017. Only 1.9% of the estimated total amount of CSR, which was KRW 51.3 billion (USD 43.2 million), was directed for international causes in 2017. Only the small percentage of total CSR made up for the international aids because of the legal restrictions.

The following specificities of Korean cross-border giving were reported based on the 2017 KCOC handbook<sup>3</sup>. According to the handbook, private philanthropic donations was the largest

---

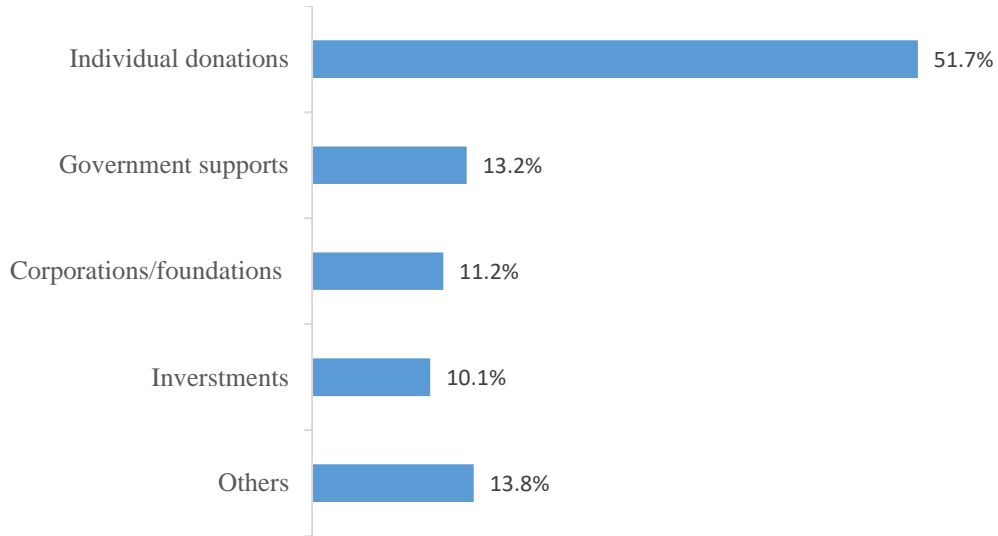
<sup>1</sup> Public Interest Corporation is an incorporated tax-exempt organization in Korea. All of the tax-exempt organizations should be qualified the requirements for public interest corporation (Kim & Jung, 2019).

<sup>2</sup> *GuideStar Korea* provided the cross-border giving information based on NTS database.

<sup>3</sup> NTS data only provide a total amount of cross-border giving from a nonprofit.

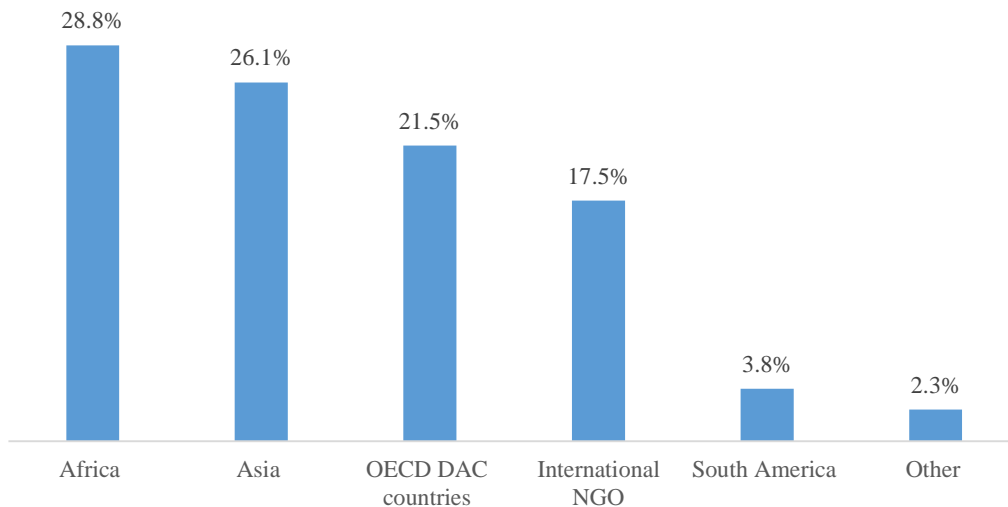
contribution source for the cross-border giving (51.7% of the total incomes), followed by the government supports (13.2%), corporations and foundation (11.2%), investments (10.1%), and others (13.8%).

[Figure 1] The resources of the cross-border giving in Korea



Ninety-six countries received charitable giving from the Korean nonprofits in 2017. Africa was the largest amount recipient continent (36 countries, 28.8%), followed by Asia (21 countries, 26.1%), OECD DAC countries (7 countries, 21.5%)<sup>4</sup>, International NGOs<sup>5</sup> (60 NGOs, 17.5%), South America (16 countries, 3.8%), and others (16 countries, 2.3%).

[Figure 2] Percentage of total amount of the cross-border gifts by recipients

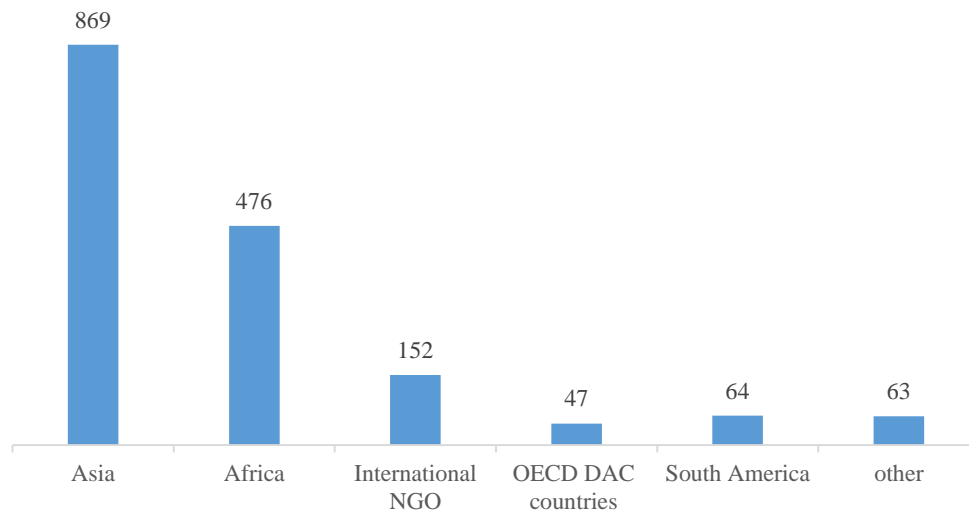


<sup>4</sup> OECD DAC countries include Greece, America (including Puerto Rico), Switzerland, Japan, Israel, Italy.

<sup>5</sup> International NGOs include United Nations Economic and Social Council (ECOSOC), UN Department of Public Information (DPI), UNIEF, etc.

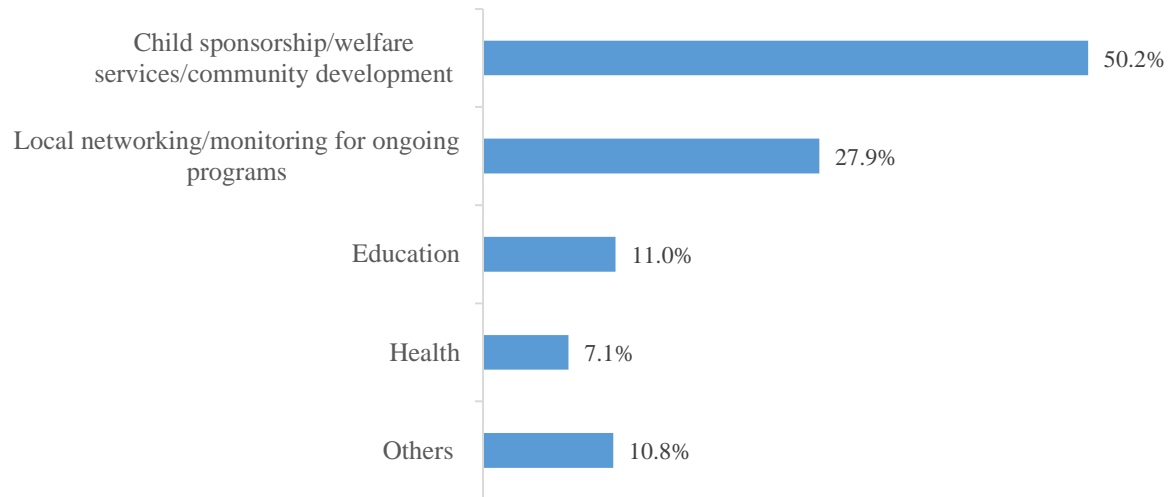
Besides, Asia has the largest number of overseas projects from Korean nonprofits. One hundred twenty-six organizations for 869 projects in Asia received the cross-border giving from Korea in 2017 (52.0%), followed by the African nonprofits (476 projects for 69 organizations, 28.5%), International NGOs (152 projects for 60 NGOs, 9.2%), OECD DAC countries (47 projects for 21 organizations, 3.8%), South America (64 projects for 21 organizations, 3.8%), and others (63 projects, 3.8%). Nearly twice more numbers of the Asian nonprofits received cross-border giving from Korea than the African nonprofits (126 vs. 69 org.), but African nonprofits obtained almost similar amount of the gifts from Korea because the grant size per project to the African nonprofits was larger than the Asian nonprofits.

[Figure 3] Number of projects that received the cross-border gifts by resign



For the gift size by nation, among the top 10 countries, Vietnam received the largest amount of gift from Korea (KRW 21.4 billion, USD 18 million, for 115 projects, 4.2% of total amount), followed by Ethiopia (2.8% of total amount), and Bangladesh (3.1% of total amount). Three Asian countries and four African countries were in the top 10 countries. In addition, the Korean nonprofits provided the cross-border gifts for multiple purposes. Especially Korean nonprofits aimed their donations for child supports and social services. Nearly forty-three percent of the total amount of cross-border giving granted for child sponsorship programs, social welfare services, and community development programs (43.2%) in 2017.

[Figure 4] Purpose of the cross-border giving



#### 4. Information on cross-border volunteering in South Korea

The level of international volunteering from Korea also reported in the KCOC handbook. In 2017, 4,226 people participated in international volunteer works. According to the KCOC handbook, ninety-two Korean nonprofits recruited and deployed the trained volunteers in 67 countries in 2017. The majority of the volunteers was deployed to Asian countries (81.1%), followed by Africa (12.0%), Middle East (2.8%), Latin America (1.6%), Europe (1.4%), and other countries (1.1%).

The largest number of the volunteers was deployed to Vietnam (12.3% of total volunteers), followed by Cambodia (10.6%) and Laos (8.9%). All top 10 countries that had the most volunteers were all Asian countries, with 70.6% of all volunteers.

A large volumes of oversee volunteering have engaged by religious organizations during the last several decades in Korea. Unfortunately, there is no available public and private information to gauge the size and dimensions of cross-border volunteering by religious organizations.

#### 5. New forms of cross-border philanthropy

Under the Inheritance Tax and Gift Tax Act in Korea, the cross-border giving is somewhat restricted in terms of gift tax and inability of tax deduction. However, private donations for international aids have enforced by the nonprofit organizations, especially by the religious organizations in S. Korea. We believe a sizeable cross-border giving have made by the religious organizations, but no public report is eligible to assess the cross-border giving by the religious organizations.

In addition, donation based crowdfunding has grown as a new form of cross-border giving in Korea. Since the Financial Investment Services and Capital Markets Act of 2017, donations through crowdfunding has been popular in Korea (Park & Lee, 2016). For example, in 2011, Koreans donated approximately KRW 588 million (USD 488 thousand) for 2011 Japan earthquake and tsunami within five month (Kang et al., 2011) and a significant amount of gifts was donated through crowdfunding platform.

## 6. Key recommendations to improve the environment for cross-border philanthropic giving

As an emerging donor country for international development, Korea has steadily increased the cross-border giving (Choi, 2011). However, Korea should cope with several challenges if Korea improves the environment for cross-border giving.

First, legal frameworks to support direct donation to the international community should be enhanced to enforce cross-border giving. Under the current laws, direct donation to overseas is discouraged due to limited tax-deduction and engaging in gift tax. Second, the fragmented institutional arrangement of cross-border giving is one of the causes of distraction for cross-border giving in Korea. Multiple institutions that are somewhat inadequate capacity and insufficient transparent agencies are involved in cross-border giving and are a cause of cross-border giving scandals in Korea. Lastly, a lack of research for cross-border giving is associated with underestimation of cross-border giving in Korea. Numerous religious organizations in Korea have a long-term history of generosity culture for cross-border giving in Korea, however none of official information is available to gauge the religious organizations' efforts for the cross-border giving. A unified system to measure the cross-border giving by religious organizations is benefit to estimate overall size of the cross-border giving in Korea.

### References

- Beautiful Foundation (2018). Giving Korea 2018. Beautiful Foundation.
- Choi, J. (2011). From a recipient to a donor state: Achievements and challenges of Korea's ODA. *International Review of Public Administration*, 15(3), 37- 51.
- Kim, S. J., & Jung, J. K. (2019). Korean nonprofit/non-government sector research: A literature review and analysis. *Voluntaristics Review: Brill Research Perspectives*, 4(6), 1-71.
- Kang, C., Gu, J., & Park, S. (2011). 기부지역 선택행동에 대한 영향요인 탐색:국내기부와 해외기부의 비교를 중심으로[Exploring the factors affecting donation area selection behavior: Focusing on comparison between domestic and overseas donations]. *Social Welfare Policy*, 38(3), 221- 253.
- Korea NGO Council for Overseas Development Cooperation (2017). 한국 국제개발협력 CSO 편람[CSO Statistics Handbook]. [http://www.ngokcoc.or.kr/bbs/board.php?bo\\_table=paper01&wr\\_id=153](http://www.ngokcoc.or.kr/bbs/board.php?bo_table=paper01&wr_id=153)